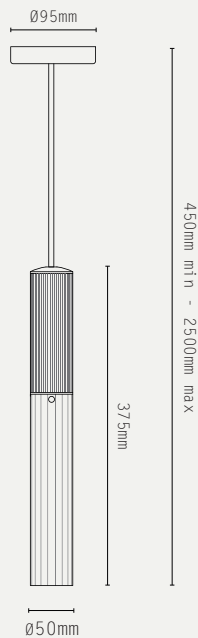


FLUME 50 PENDANT



*longer cable available at extra cost

LIGHT SOURCE:

GU10 LAMP BASE
(12W MAX LED ONLY / 35MM MAX
LAMP DIAMETER)

LAMP SUPPLIED:

1 X GU10 MR11 LED / 2700K /
3.6W / 290 LUMENS

DIMMABLE:

PHASE (MAINS) DIMMING (USING
SUPPLIED LAMP)

VOLTAGE:

240V AC (CLASS I)

CERTIFICATIONS:

CE / UKCA

MATERIALS:

BRASS, GLASS

WEIGHT:

1.5 KG (APPROX)





HANGING OPTIONS:

- 2.5M ADJUSTABLE BRAIDED CABLE
- DROP ROD



ADDITIONAL INFO:

DESIGNED BY WILL EARL 2019
MADE IN ENGLAND

METAL FINISHES:

-  ANTIQUE BRASS
-  BRONZE
-  SATIN BRASS
-  SATIN NICKEL

GLASS OPTIONS:

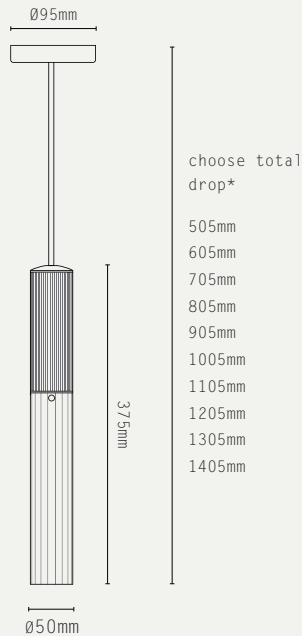
-  CLEAR REEDED GLASS
-  FROSTED REEDED GLASS

PRODUCT CODES:

FL.P50.AB.CRG - ANTIQUE BRASS / CLEAR REEDED GLASS
FL.P50.BZ.CRG - BRONZE / CLEAR REEDED GLASS
FL.P50.SB.CRG - SATIN BRASS / CLEAR REEDED GLASS
FL.P50.SN.CRG - SATIN NICKEL / CLEAR REEDED GLASS

FL.P50.AB.FRG - ANTIQUE BRASS / FROSTED REEDED GLASS
FL.P50.BZ.FRG - BRONZE / FROSTED REEDED GLASS
FL.P50.SB.FRG - SATIN BRASS / FROSTED REEDED GLASS
FL.P50.SN.FRG - SATIN NICKEL / FROSTED REEDED GLASS

FLUME 50 PENDANT - IP44



*longer drop available at extra cost

LIGHT SOURCE:

GU10 LAMP BASE
(12W MAX LED ONLY / 35MM MAX
LAMP DIAMETER)

LAMP SUPPLIED:

1 X GU10 MR11 LED / 2700K /
3.6W / 290 LUMENS

DIMMABLE:

PHASE (MAINS) DIMMING (USING
SUPPLIED LAMP)

VOLTAGE:

240V AC (CLASS I)

CERTIFICATIONS:

CE / UKCA
IP44

MATERIALS:

BRASS, GLASS

WEIGHT:

1.5 KG (APPROX)





HANGING OPTIONS:

DROP ROD AT 100MM INCREMENTS



ADDITIONAL INFO:

DESIGNED BY WILL EARL 2019
MADE IN ENGLAND

METAL FINISHES:

-  ANTIQUE BRASS
-  BRONZE
-  SATIN BRASS
-  SATIN NICKEL

GLASS OPTIONS:

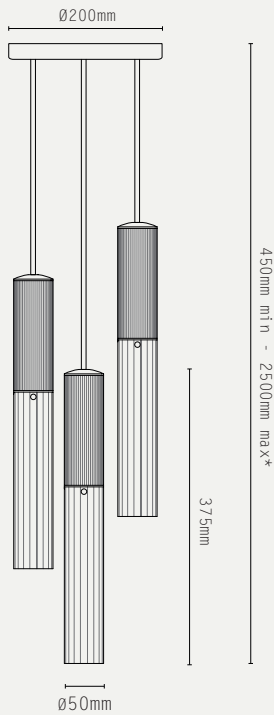
-  CLEAR REEDED GLASS
-  FROSTED REEDED GLASS

PRODUCT CODES:

FL.P50.IP.AB.CRG - ANTIQUE BRASS / CLEAR REEDED GLASS
FL.P50.IP.BZ.CRG - BRONZE / CLEAR REEDED GLASS
FL.P50.IP.SB.CRG - SATIN BRASS / CLEAR REEDED GLASS
FL.P50.IP.SN.CRG - SATIN NICKEL / CLEAR REEDED GLASS

FL.P50.IP.AB.FRG - ANTIQUE BRASS / FROSTED REEDED GLASS
FL.P50.IP.BZ.FRG - BRONZE / FROSTED REEDED GLASS
FL.P50.IP.SB.FRG - SATIN BRASS / FROSTED REEDED GLASS
FL.P50.IP.SN.FRG - SATIN NICKEL / FROSTED REEDED GLASS

FLUME 50 PENDANT - 3 DROP GROUPING



*longer cable available at extra cost

LIGHT SOURCE:

GU10 LAMP BASE
(12W MAX LED ONLY / 35MM MAX
LAMP DIAMETER)

LAMP SUPPLIED:

3 x GU10 MR11 LED / 2700K /
3.6W / 290 LUMENS

DIMMABLE:

PHASE (MAINS) DIMMING (USING
SUPPLIED LAMP)

VOLTAGE:

240V AC (CLASS I)

CERTIFICATIONS:

CE / UKCA

MATERIALS:

BRASS, GLASS

WEIGHT:

4.5 KG (APPROX)





HANGING OPTIONS:

- 2.5M ADJUSTABLE BRAIDED CABLE
- DROP ROD (ON REQUEST)



ADDITIONAL INFO:

DESIGNED BY WILL EARL 2019
MADE IN ENGLAND

METAL FINISHES:

-  ANTIQUE BRASS
-  BRONZE
-  SATIN BRASS
-  SATIN NICKEL

GLASS OPTIONS:

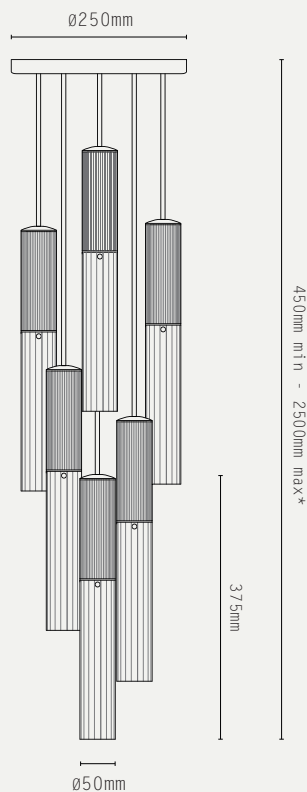
-  CLEAR REEDED GLASS
-  FROSTED REEDED GLASS

PRODUCT CODES:

FL.P503.AB.CRG - ANTIQUE BRASS / CLEAR REEDED GLASS
FL.P503.BZ.CRG - BRONZE / CLEAR REEDED GLASS
FL.P503.SB.CRG - SATIN BRASS / CLEAR REEDED GLASS
FL.P503.SN.CRG - SATIN NICKEL / CLEAR REEDED GLASS

FL.P503.AB.FRG - ANTIQUE BRASS / FROSTED REEDED GLASS
FL.P503.BZ.FRG - BRONZE / FROSTED REEDED GLASS
FL.P503.SB.FRG - SATIN BRASS / FROSTED REEDED GLASS
FL.P503.SN.FRG - SATIN NICKEL / FROSTED REEDED GLASS

FLUME 50 PENDANT - 6 DROP GROUPING



*longer cable available at extra cost

LIGHT SOURCE:

GU10 LAMP BASE
(12W MAX LED ONLY / 35MM MAX
LAMP DIAMETER)

LAMP SUPPLIED:

6 x GU10 MR11 LED / 2700K /
3.6W / 290 LUMENS

DIMMABLE:

PHASE (MAINS) DIMMING (USING
SUPPLIED LAMP)

VOLTAGE:

240V AC (CLASS I)

CERTIFICATIONS:

CE / UKCA

MATERIALS:

BRASS, GLASS

WEIGHT:

9 KG (APPROX)





HANGING OPTIONS:

- 2.5M ADJUSTABLE BRAIDED CABLE
- DROP ROD (ON REQUEST)



ADDITIONAL INFO:

DESIGNED BY WILL EARL 2019
MADE IN ENGLAND

METAL FINISHES:

-  ANTIQUE BRASS
-  BRONZE
-  SATIN BRASS
-  SATIN NICKEL

GLASS OPTIONS:

-  CLEAR REEDED GLASS
-  FROSTED REEDED GLASS

PRODUCT CODES:

FL.P506.AB.CRG - ANTIQUE BRASS / CLEAR REEDED GLASS
FL.P506.BZ.CRG - BRONZE / CLEAR REEDED GLASS
FL.P506.SB.CRG - SATIN BRASS / CLEAR REEDED GLASS
FL.P506.SN.CRG - SATIN NICKEL / CLEAR REEDED GLASS

FL.P506.AB.FRG - ANTIQUE BRASS / FROSTED REEDED GLASS
FL.P506.BZ.FRG - BRONZE / FROSTED REEDED GLASS
FL.P506.SB.FRG - SATIN BRASS / FROSTED REEDED GLASS
FL.P506.SN.FRG - SATIN NICKEL / FROSTED REEDED GLASS